



Elkington

Cubic

Ground access hatch for cobblestone paving – Designed for elegant and durable surfaces

Product Sheet



Cubic is a ground access hatch developed for seamless integration into surfaces with cobblestone, granite, or similar stone materials. Its robust construction combines high strength and secure access with a clean, uniform aesthetic. Suitable for historic and urban environments as well as design projects – and approved for smoke ventilation.

Please Note that this is a general product sheet and that specific details may vary between models, materials and options.

Specifications

Material & technical data

- Aluminum, hot-dip galvanized steel, or stainless steel (AISI 304/316).
- Load class: C250 kN and D400 kN in accordance with EN 124.

Options & customizations

- Available as single cover, channel cover, or cover set
- Recess for fire hydrant key according to SMS 1188
- Insulated cover (glass wool panel)
- Safety grilles.

Dimensions


- Bespoke sizes available

Opening methods

- The hatch is opened manually from above.
- Approved for smoke ventilation.

Area of use

- Public squares and historic city centers.
- Courtyards and residential inner courtyards.
- Parking areas and walkways with stone paving.
- Utility access covers in public environments.






E l k i n g t o n

Cubic


Ground access hatch for cobblestone paving – Designed for elegant and durable surfaces

Single cover



Please Note that this is a general product sheet and that specific details may vary between models, materials and options.

Channel cover



*Covers with frames in channel sections.
Unlimited number. The entire clear opening is fully accessible.*